


























ENGINE PARTS | JAPAN QUALITY



Mercedes-Benz
















Motor	Cm <sup>3</sup>	HP	∅	Modelo
OM611			88mm	SPRINTER/VITO 2,2 Crdi 16v 2002/007
COD.	DESCRIPCIÓN	CANT.	REFERENCIA	
CH164800	∅89	1		
VC050500		1		
IM154300		4		
EM110900		1		
VS029200	6*9.5*8.5	16		
8814008500		4		
OP036000		1		
OS080000	45*67*8	1		
83145500		1		
83145600		1		
89057500		1		
83102000		1		
83315000		1		
83120000		1		
83220000		4		
83119900		4		
8816012500	16*12.5*1.5	1		
8820014500	20*14.5*1.5	1		
8832028500	32*28.5*1.5	1		
820213100	21*3.1	1		
820341900	34*1.9	1		
820401900	40*1.9	2		
83145700		1		



ENGINE PARTS | JAPAN QUALITY



Mercedes-Benz
















Motor	Cm <sup>3</sup>	HP	∅	Modelo
MB-111			90.9mm	C180/C200 2295cc 1997/2001
COD.	DESCRIPCIÓN	CANT.	REFERENCIA	
CH124600	∅92	2		
VC043000		2		
OP036400		2		
IM092500		2		
EM092600		1		
OS058900	45*67*8	1		
OS045600	93*114*14	1		
VS029200	9.5*6*8.5	16		
OS059000	28*48*7/9.5	4		
87240900		1		
83101700		1		
820121900	12*1.9	1		
820321900	32*1.9	8		
820161900	16*1.9	1		
820254000	25*4.0	2		
				
				
				
				
				



ENGINE PARTS | JAPAN QUALITY



Mercedes-Benz

Motor	Cm <sup>3</sup>	HP	∅	Modelo		
MB-111			90.9mm		C180/C200 2295cc 1997/2001	
COD.	DESCRIPCIÓN	CANT.	REFERENCIA			
820383100	38*3.1	1				
820401900	40*1.9	1				
820453100	45*3.1	1				
820463100	46*3.1	1				
820823500	82*3.5	1				
8814010500	14*10.5*1.0	3				
8820014500	20*14.5*1.5	1				
8818012500	18*12.5*1.5	1				
8818014500	18*14.5*1.5	3				
8822018500	22*18.5*1.5	1				
8824020500	24*20.5*1.5	1				
8826022500	26*22.5*1.5	1				
8828024500	28*24.5*2.0	2				
8832028500	32*28.5*1.5	1				
83027100		1				












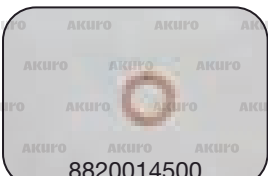


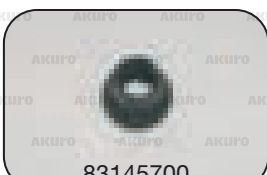


ENGINE PARTS | JAPAN QUALITY

El Castillo PARTES DE MOTOR



Mercedes-Benz

Motor	Cm <sup>3</sup>	HP	∅	Modelo
OM611			88mm	<b>C220 CDI SPRINTER 2,2 16v</b> 2148cc 1998/05
COD.	DESCRIPCIÓN	CANT.	REFERENCIA	
33154300		4		
83220000		4		
83102000		1		
87520400		1		
820213100	21*3.1	1		
820351900	35*1.9	1		
820401900	40*1.9	2		
8814008500	14*8.5*1.5	4		
8818012500	18*12.5*1.5	1		
8820014500	20*14.5*1.5	1		
8832028500	32*28.5*1.5	1		
83120000		1		
83145700		1		













ENGINE PARTS | JAPAN QUALITY



Mercedes-Benz

Motor	Cm <sup>3</sup>	HP	∅	Modelo				
YD25DTI			89MM	<b>FRONTIER NP 200 2.5 TDCI</b> 16V ADM 4 BOCAS 2488cc 2008/15				
COD.	DESCRIPCIÓN	CANT.	REFERENCIA					
87520400		1	 87520400					
820213100	21*3.1	1						
820351900	35*1.9	1						
820401900	40*1.9	2						
8814008500	14*8.5*1.5	4						
8818012500	18*12.5*1.5	1						
8820014500	20*14.5*1.5	1						
8832028500	32*28.5*1.5	1						
83120000		1	 820213100					
83145700		1			 820351900			
							 820401900	
			 8818012500					
					 8820014500			
							 8832028500	
			 83145700					
					90238600 (12x15)			




















ENGINE PARTS | JAPAN QUALITY

El Castillo  
PARTES DE MOTOR



Mercedes-Benz

Motor	Cm <sup>3</sup>	HP	∅	Modelo
OM601			89MM	VITO VIANO 2.3 DIESEL 2300cc 1995/1999
COD.	DESCRIPCIÓN	CANT.	REFERENCIA	
CH123900	∅90	1	 CH123900	
VC0507E00		1	 VC0507E00	
IM111500		1	 IM111500	
EM0923A00		1	 EM0923A00	
VS019900	11.5*7*10.5	4	 VS019900	
VS022600	11.5*8*10.7	4	 VS022600	
87186300		1	 87186300	
OP036400		1	 OP036400	
OS045600	93*114*14	1	 OS045600	
OS080000	45*67*8	1	 OS080000	
83102000		1	 83102000	
87635100		1	 87635100	
87234100		1	 87234100	
87186100		1	 87186100	
87635200		1	 87635200	
87186400		1	 87186400	
87186600		1	 87186600	
			90708200 (23×18)	





ENGINE PARTS | JAPAN QUALITY



Mercedes-Benz

Motor	Cm <sup>3</sup>	HP	∅	Modelo
OM601			89MM	<b>VITO VIANO 2.3 DIESEL</b> 2300cc 1995/1999
COD.	DESCRIPCIÓN	CANT.	REFERENCIA	
8202540E00	25*4	1		
88260225A00	26*22.5*1.5	3		
890337A60		4		
820793100	79*3.1	1		
820664000	66*4	1		
820423100	42*3.1	1		
820401900	40*1.9	1		
820254000	25*4	1		
820133500	13*3.5	4		
820111900	11*1.9	1		
83095900		1		
83027100		1		
88160125A00		8		
88300265A00		2		
88220185A00		2		
88140105A00		2		
88180145A00		1		
88200145A00		1		
88180125A00		1		
			90717500	











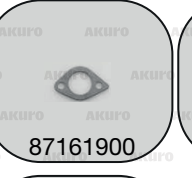




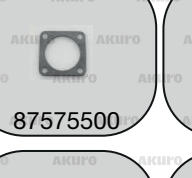











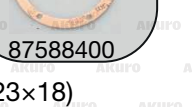


ENGINE PARTS | JAPAN QUALITY

El Castillo PARTES DE MOTOR



Mercedes-Benz



































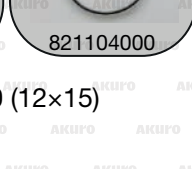




Motor	Cm <sup>3</sup>	HP	∅	Modelo				
OM616			90.9MM		240D/JEEP/E190D 2404cc 1975/1982			
COD.	DESCRIPCIÓN	CANT.	REFERENCIA					
CH065600	∅92	1						
VC032500		1						
OP023400		1						
EM263400		1						
OS033300	45*74.5/79.5*12	1						
VS052300	9x13x12.5	8						
86012700		1						
87162000		1						
87161900		1						
87587600		1						
87587500		1						
87074300		1						
87587700		1						
87575500		1						
87588000		1						
87574900		1						
87575000		1						
87588100		1						
87587800		1						
87587900		1						
87126200		1						
87588300		1						
87588200		1						
87608600		1						
87608700		1						
87588400		1						
					90605400 (23x18)			



ENGINE PARTS | JAPAN QUALITY



Mercedes-Benz

Motor	Cm <sup>3</sup>	HP	ø	Modelo
OM616			90.9MM	<b>240D/JEEP/E190D</b> 2404cc 1975/1982
COD.	DESCRIPCIÓN	CANT.	REFERENCIA	
88220185	22*18.5*1.5	1		
88240205	24*20.5*1.5	1		
88240185	24*18.5*1.5	1		
88280245	28*24.5*2	1		
88300265	30*26.5*1.5	1		
88160125	16*12.5*1.5	1		
88140105	14*10.5*1	4		
88160125	16*12.5*1.5	4		
88220185	22*18.5*1.5	4		
88320285	32*28.5*1.5	4		
88115085	11.5*8.5*1.5	5		
88180145	18*14.5*1.5	14		
88360305	36*30.5*2	5		
88440385	44*38.5*2	4		
88380325	38*32.5*2	6		
89016000		4		
89017200		1		
89079900		4		
89079800		4		
83027100		1		
83257300		1		
820081500	8*1.5	1		
820101900	10*1.9	2		
820101600	10*1.6	1		
820121900	12*1.9	1		
820141900	14*1.9	1		
820161900	16*1.9	1		
820312400	31*2.4	1		
820353100	35*3.1	1		
820663500	66*3.5	1		
821104000	110*4	1		
				
				
				
			90605500 (12x15)	